

England

(c) copyright 2011 www.freefunfings.com

1. Print as many copies as you need.


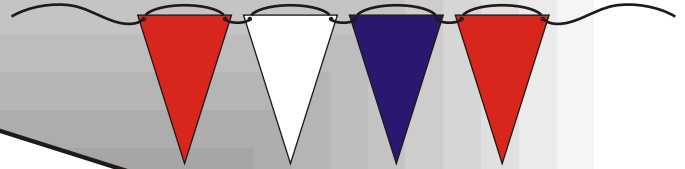
Assuming you leave a 5 cm gap between each flag you will need approximately 6 flags per metre.

2. Cut out the flag shapes using safety scissors.

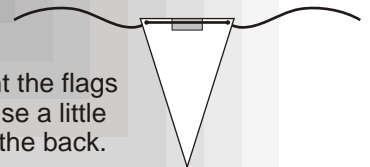
3. Pierce the marked holes with a pencil.

You could also use a hole-punch. If using a pencil; for safety reasons we advise you push the point into modelling clay, blue-tack or a dry sponge.

4. Thread string or cotton through the holes as illustrated...



TIP: To prevent the flags from slipping use a little sticky tape on the back.



TIP: If using the bunting outdoors, maybe you could print onto plastic paper, or laminate the flags for protection against rain.